


PM Cube S5 to S20

Modular construction system for fuel cell UPS



- Extended back up time
- From 5 to 20 kW
- Partly shut off possible
- Easy expandable
- Easy maintenance
- Online monitoring
- High reliability

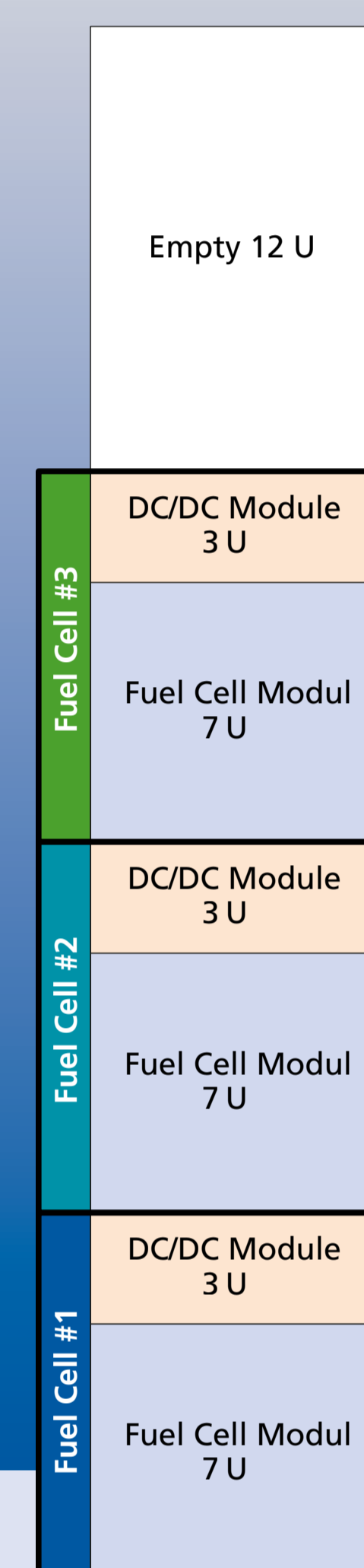


Certification in progress

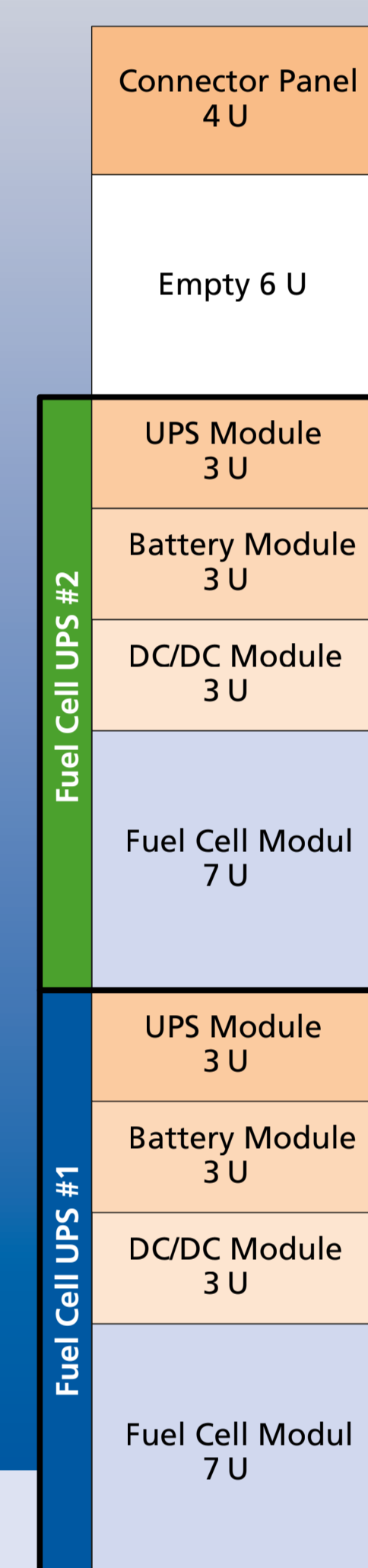


Example: Assembly for 10 kW

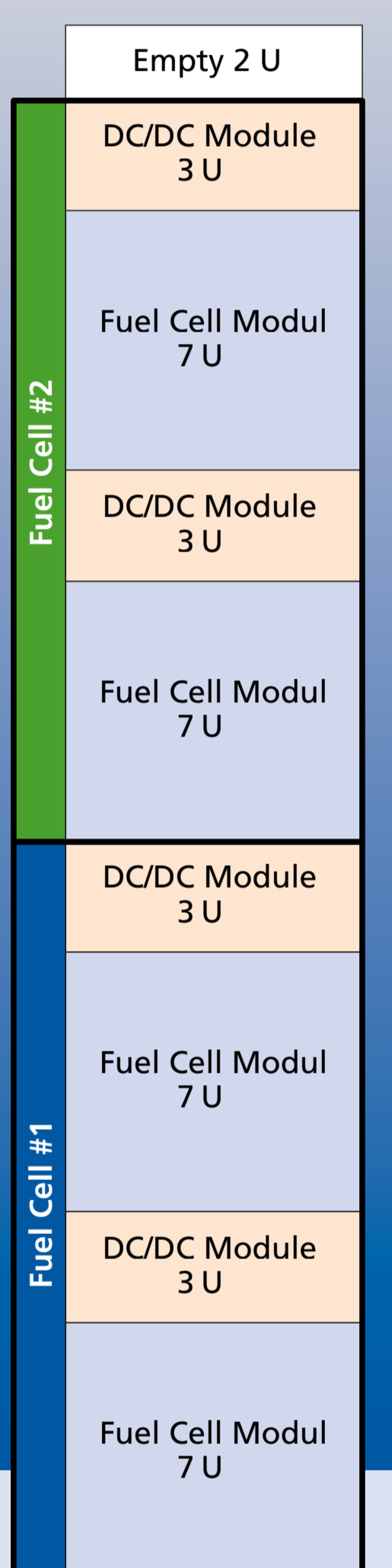
48 V DC
3xFC (15 kW)



230V AC, 1phase
2x6 kVA FC-UPS



400 V AC, 3phase
2xFC (20 kW)



19" Fuel Cell Module PM Module S5

- Balance of plant included
- Certified safety architecture
- Internal control included
- Modular from 5 to 20 kW
- Battery management included



UPS Components by SPower GmbH

48 V DC

- UPS 230 V AC / 48 V DC
- Up to 1200 A
- Adaptable to any battery 48 V DC



230 V AC, 1phase

- 1phase UPS 230 V AC
- Modular from 6 kVA to 40 kVA
- Internal battery 240 V DC
- Opt. adaptable to any other battery 240V DC



400 V AC, 3phase

- 3phase UPS 230 V AC / 400 V AC
- Modular up to 320 kVA
- Internal battery 240 V DC
- Opt. adaptable to any other battery 240V DC

